District 1 A

As of May 2026 Cumulative

Year	New Clubs	Dropped Clubs	Gain/ Loss Clubs	New Members	Charter Members	Reinstate Members	Transfer Members	Total Member Added	Total Members Dropped	Gain/ Loss Members
2021-2022	2	2	0	222	38	29	1	290	229	61
2022-2023	0	1	-1	264	3	57	14	338	279	59
2023-2024	2	4	-2	250	99	21	32	402	434	-32
2024-2025	2	4	-2	243	81	19	9	352	308	44
2025-2026	2	0	2	170	41	12	5	228	270	-42
Average	**2**	**2**	**-1**	**230**	**52**	**28**	**12**	**322**	**304**	**18**

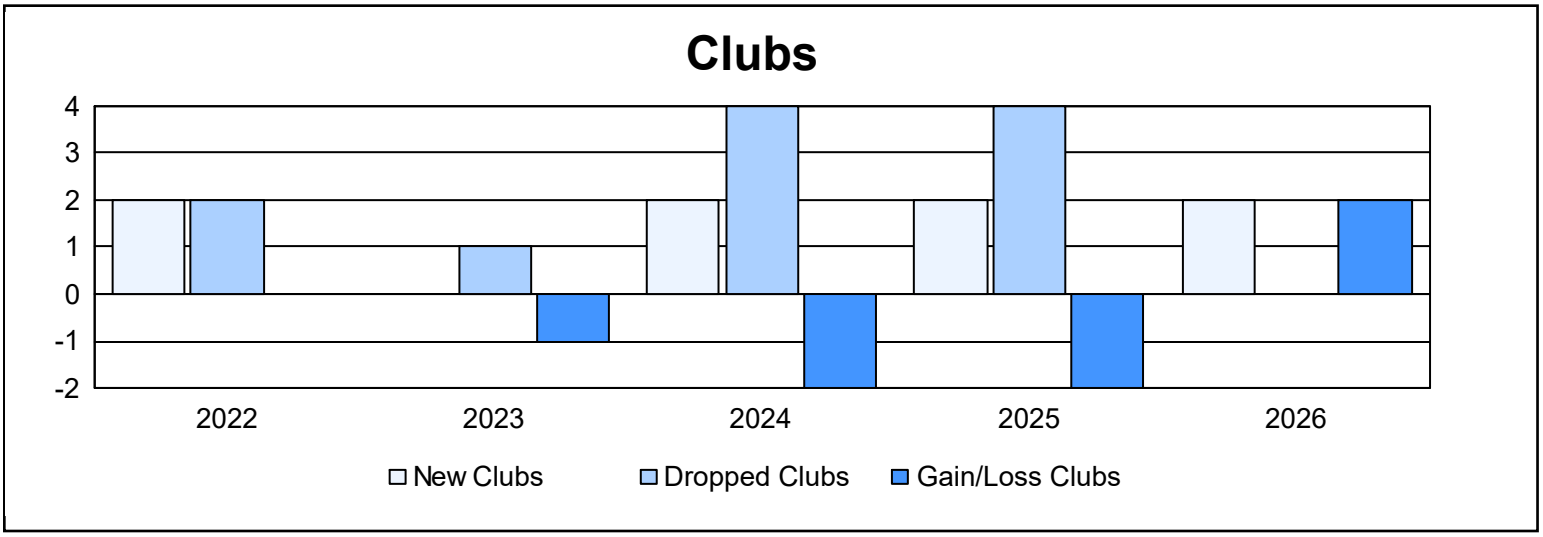

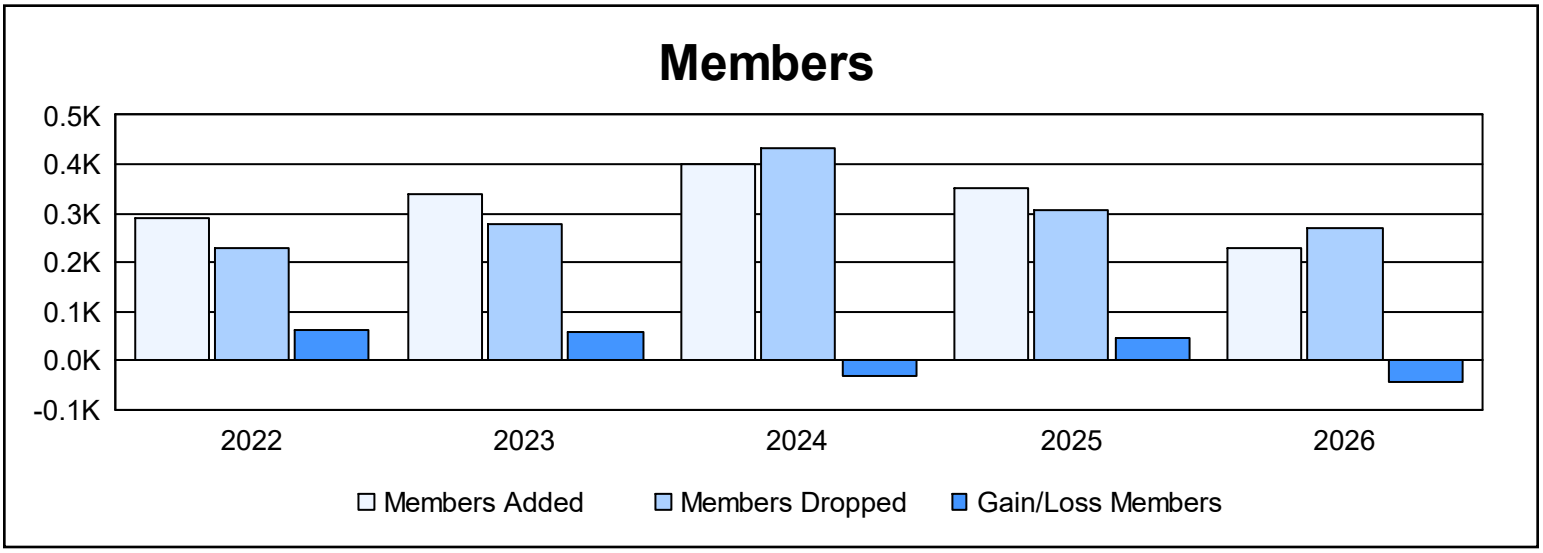

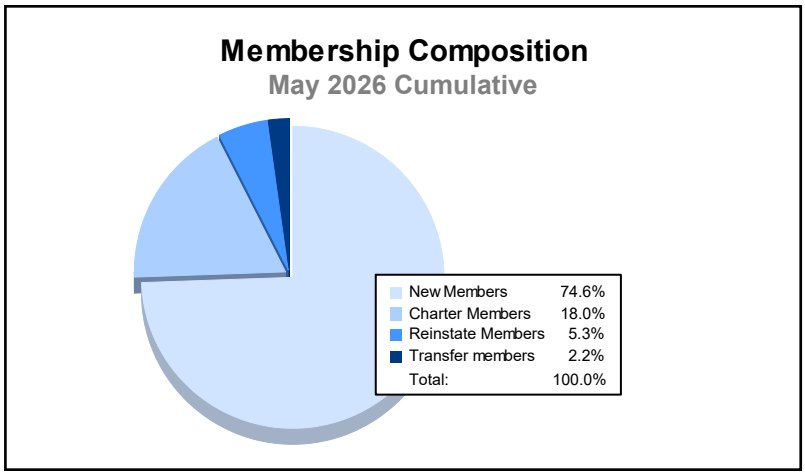
Membership Composition
May 2026 Cumulative
New Members 74.6%
Charter Members 18.0%
Reinstate Members 5.3%
Transfer members 2.2%
Total: 100.0%

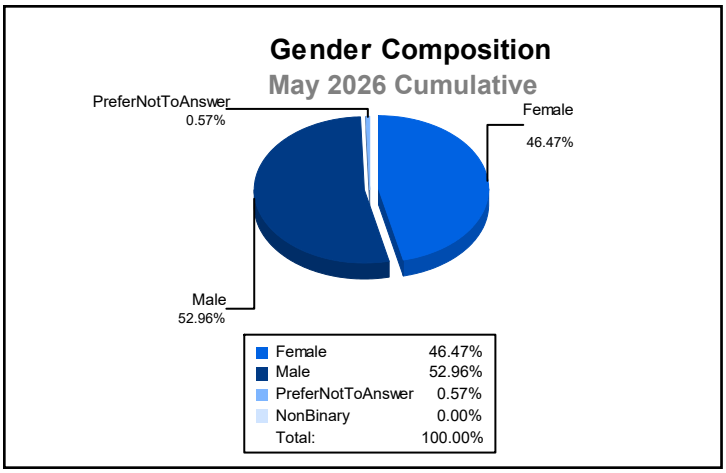
Gender Composition
May 2026 Cumulative
PreferNotToAnswer
0.57%
Female
46.47%
Male
52.96%
Female 46.47%
Male 52.96%
PreferNotToAnswer 0.57%
NonBinary 0.00%
Total: 100.00%